

## Patrol Task Force Summary: November 15, 2021

First, the Task Force members are Julie Cohn, Tommy O'Neill, Daniel Parker and George Hittner

We want to thank the 122 of you who took time to fill out the security survey and to take the time to make comments. The yes/no answers were as interesting as your comments. Our greatest disappointment was that 178 OB residents did not respond to the survey.

You may remember that Samia Khalil established the task force because she was getting complaints about our neighborhood patrol. Our task was to learn more about your perceptions, experience, interests, and ideas concerning our neighborhood Patrol. We wanted to hear from each of you. Tommy had experience developing a survey for this same purpose in another neighborhood so we used his model. We hoped that your responses would help us determine what level of patrol service is desirable and affordable and if necessary we would review and compare our current contract with other patrol providers.

I will report more details about the survey in the newsletter, but tonight I thought I would give you some overall impressions and some statistical information. Of the 122 responses:

- Overall those who participate are glad to have SEAL on patrol,
- Many want more hours,
- Some want a higher level of coverage, including the ability to detain individuals who seem to be engaged in criminal activity,
- Some are willing to pay more for increased service and others are unable to pay at all
- Feedback limited from those who do not participate

THESE ARE THE ACTUAL STATISTICS FROM THE 122 WHO ANSWERED

First – 93 % (113) of the respondents pay the \$400 fee for patrol services

Second - 90% (122) felt safe in the neighborhood because of patrol services (there were two questions about this.

Third – 67% (76) satisfied with SEAL's level of service. 33% (37) were not satisfied

Fourth - 74% (84) would be willing to pay more for increased patrol services, 25% (29) are not willing.

Fifth – 52 hours a week is sufficient – 10% (12) yes, 47% (54) no, don't know – 43% (50)

Sixth – SEAL officers are helpful and professional – 92% (101), no, 7.3% (8)

Those 13 who answered the survey who did not contribute to SEAL:

- Don't see the value
- I would contribute if..... *it was more affordable; I knew what the patrol does; if SEAL could arrest; not satisfied with the level of service; better coverage, more hours; more ability to pursue and detain violators.*

There were many positive, helpful, thoughtful comments from those who are in favor of SEAL. But there was confusion about what SEAL does; there was a high percentage 74% who would be willing to pay more for increased patrol services.

Based on these results the Task Force has developed the following steps:

1. Have a description of SEAL's role in patrolling OB – there is confusion
2. Gather the statistics of the services that SEAL has provided over the past 3 years
3. Gather data from HPD as the type of crime in Old Braeswood.
4. Establish a method for assuring that vacation watch is only used by paying residents.
5. Request proposals from other Patrol Companies to make comparisons
6. Vet those proposals carefully and make a decision
7. Request that block captains canvas their block to talk to those who are not paying.
8. Increase the number of residents who pay for Patrol services

We have accomplished the first 4 steps.

**Two activities that will start right away as a result of what the survey told us:**

- Newsletter will have Quarterly statistical report from SEAL - with number of calls, response, interventions and crime – more transparency.
- SEAL will receive the list of families who have paid for patrol services in order to monitor if non-paid residents are requesting Vacation watch.

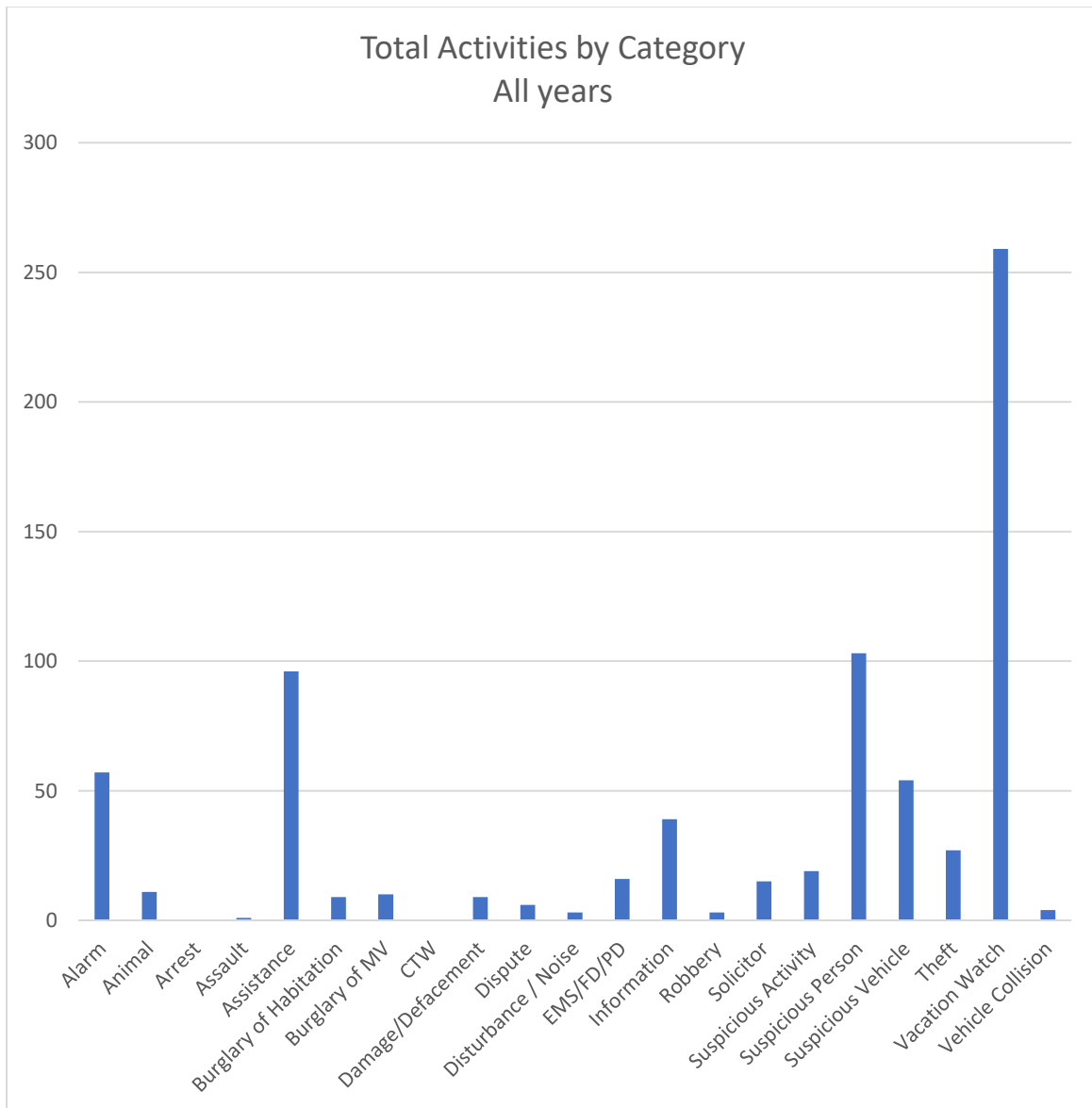
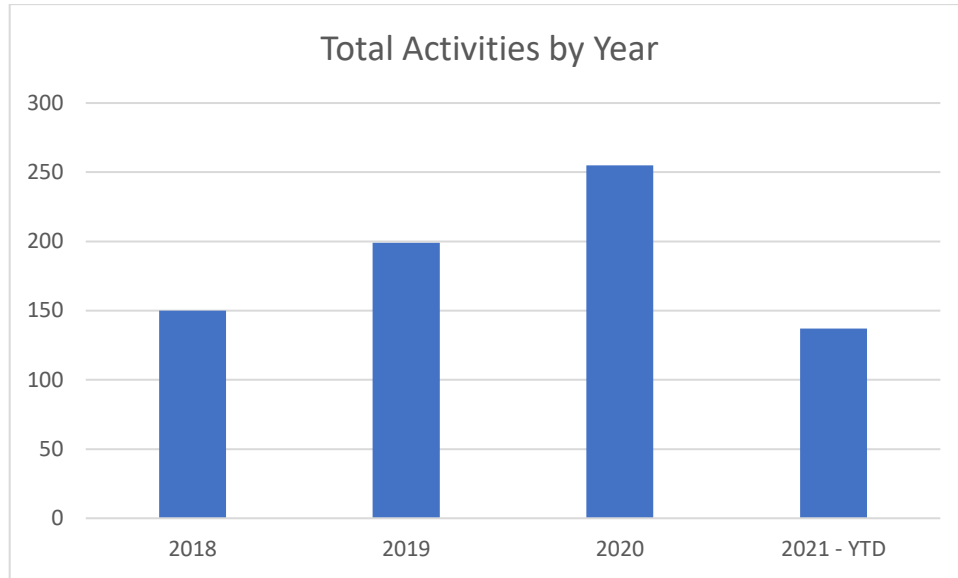
Julie researched statistics for SEAL' activities over the past 4 years as well as HPD statistics for Old Braeswood streets for 3 years. To summarize:

SEAL reports on interactions within the neighborhood and these are not necessarily aligned with HPD reports. SEAL has reported anywhere from 3 to 55 interactions with neighbors. Vacation watches are by far the most common request for SEAL every year – 1/3 of all types of SEAL activity. Neighbors also frequently contact SEAL about suspicious persons, cars, or activities. The other major category of interaction is titled "assistance" and this means everything from a SEAL officer noticing an open garage door or gate and contacting a neighbor to close it to a neighbor asking SEAL for an escort late at night.

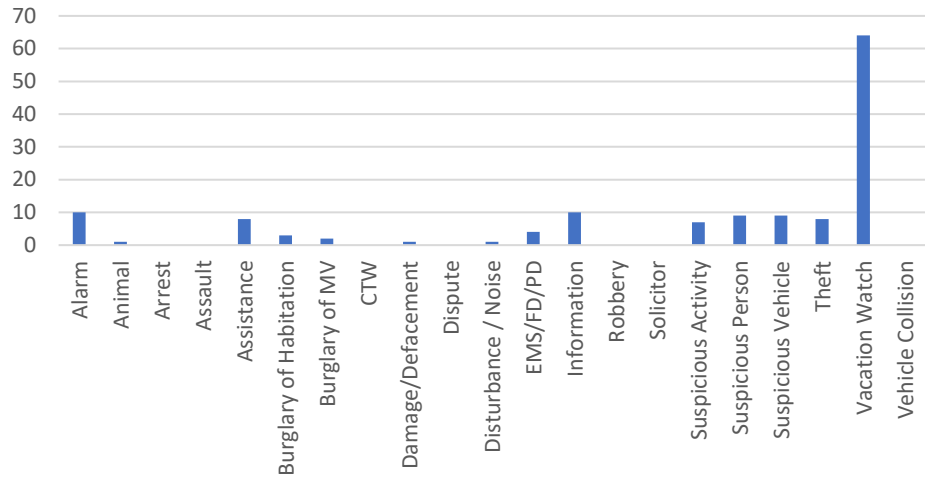
- Vacation Watch - 250 requests
- Suspicious person - 100 times
- Assistance - 95

Evalyn pulled HPD crime statistics from their online database, and there were 26 reported crimes in our neighborhood in 2019 and 2020, so far there are only 12 reported through the end of September this year. There does not appear to be a pattern linked to particular months or times of year. Since January 2019, there have been a total of 16 thefts **from** motor vehicles, although this seemed to drop quite a bit this year, 12 burglaries or break-ins, and 6-each of stolen vehicles and "other larceny."

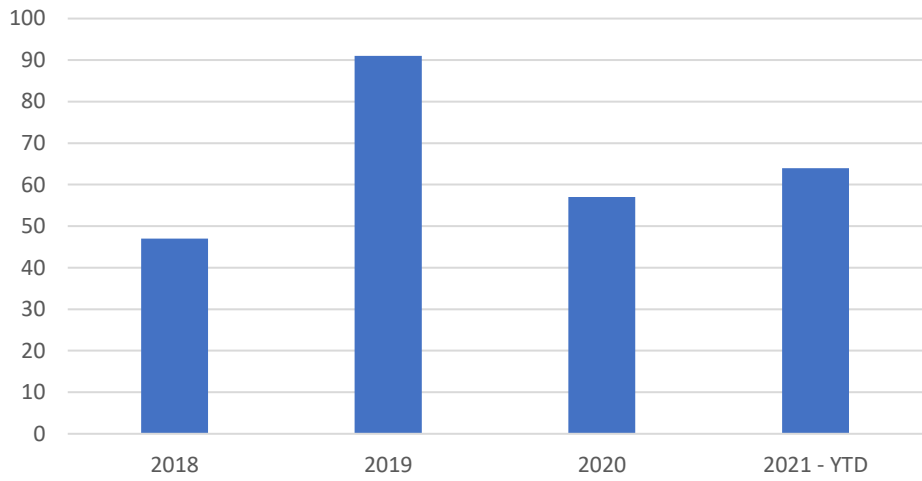
SEAL Activity Reports, 2018-2021 (thru September)  
OBPOA



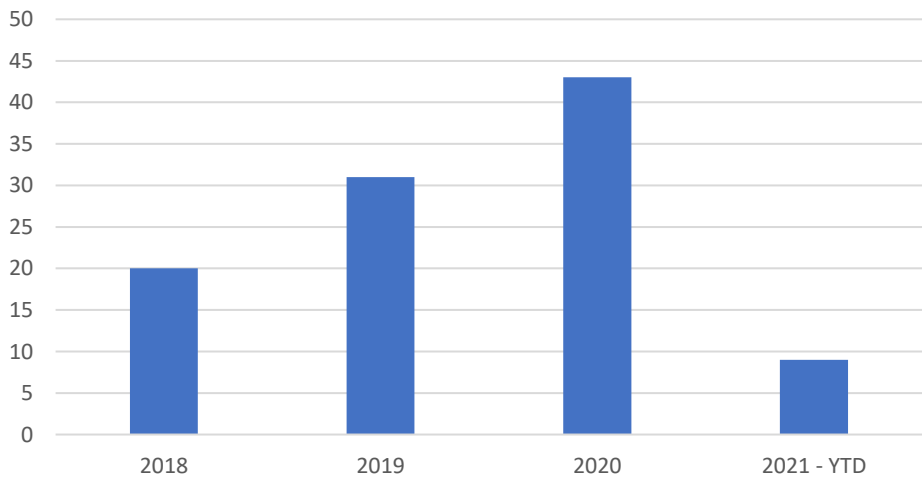
### All Activities 2021 (thru September)

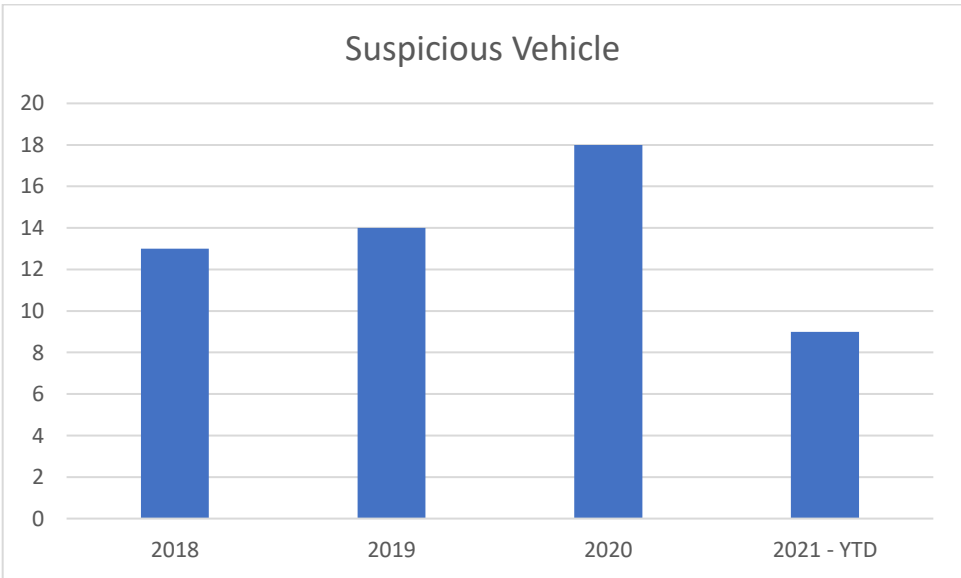
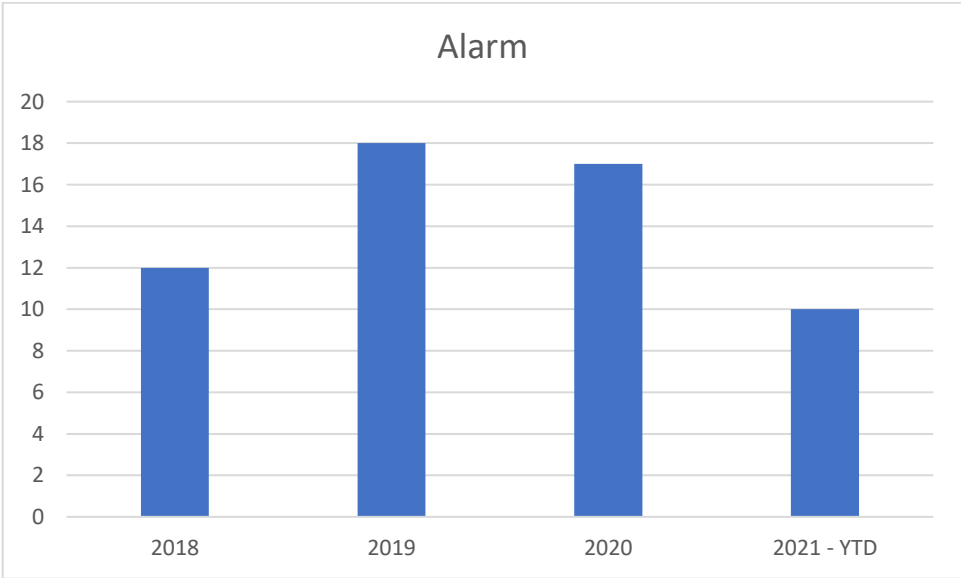
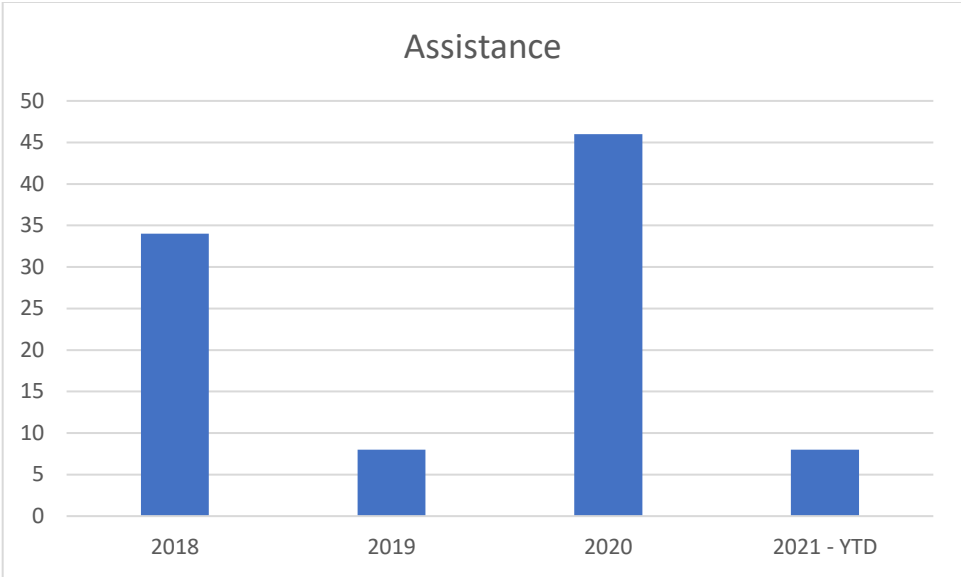


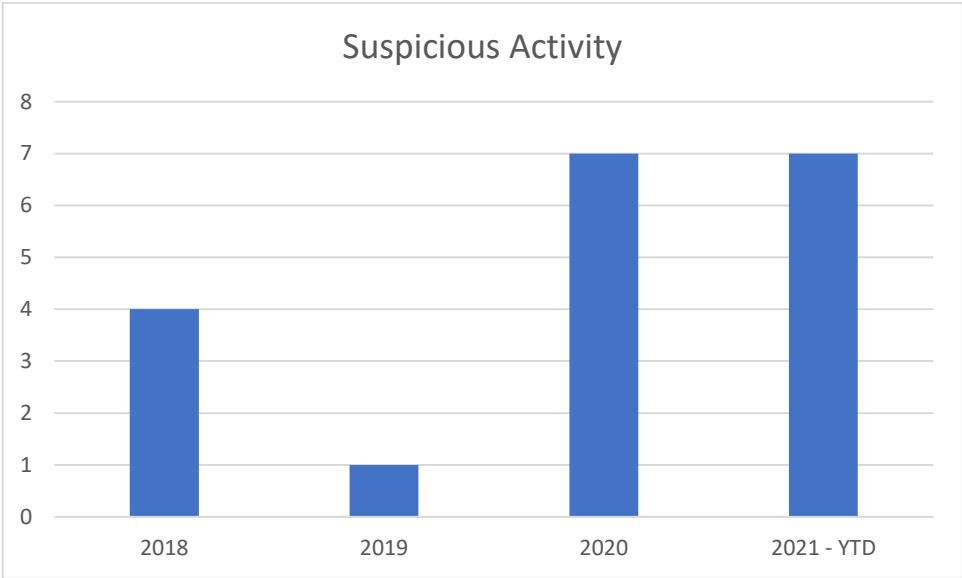
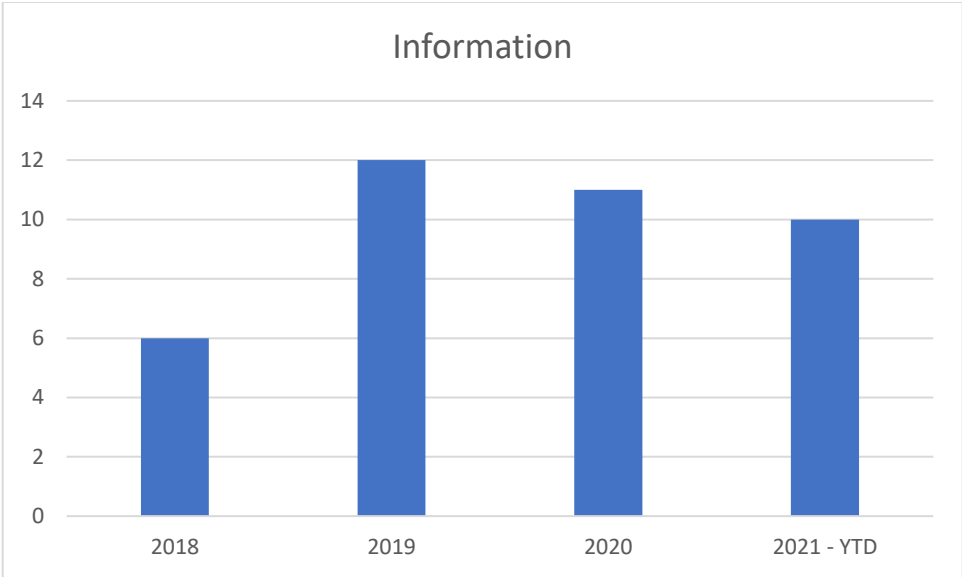
### Vacation Watch



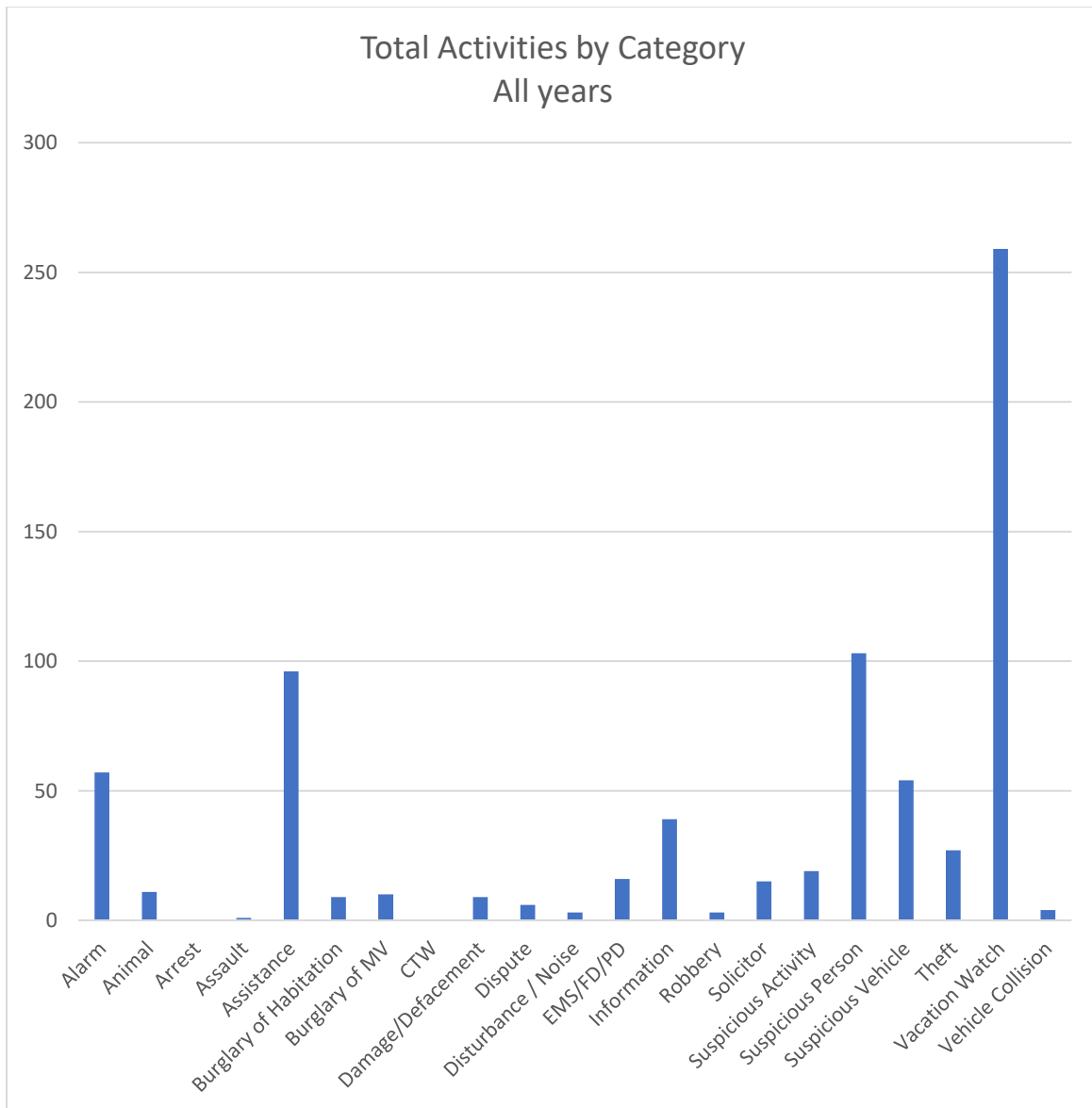
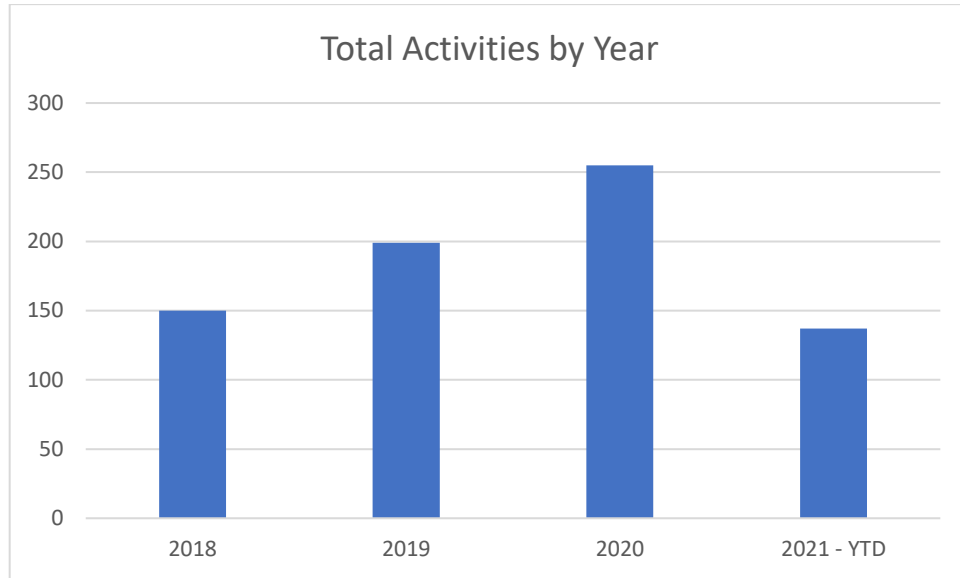
### Suspicious Person



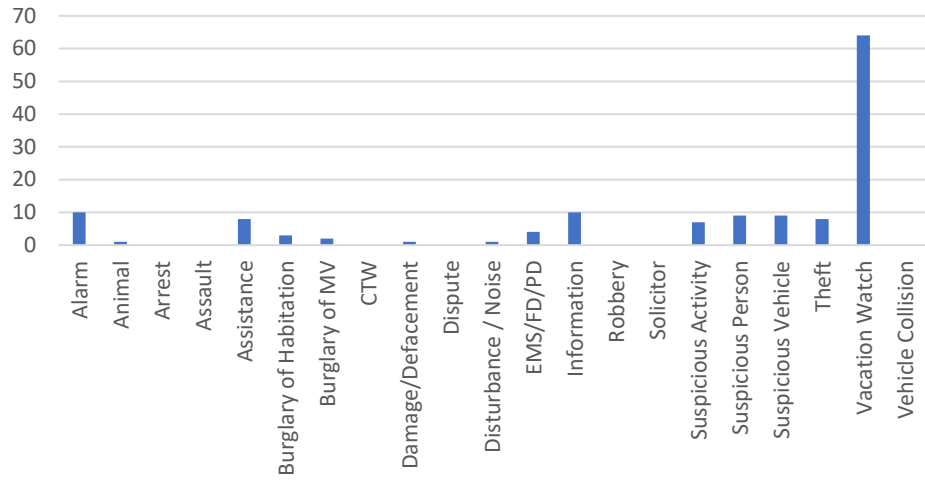




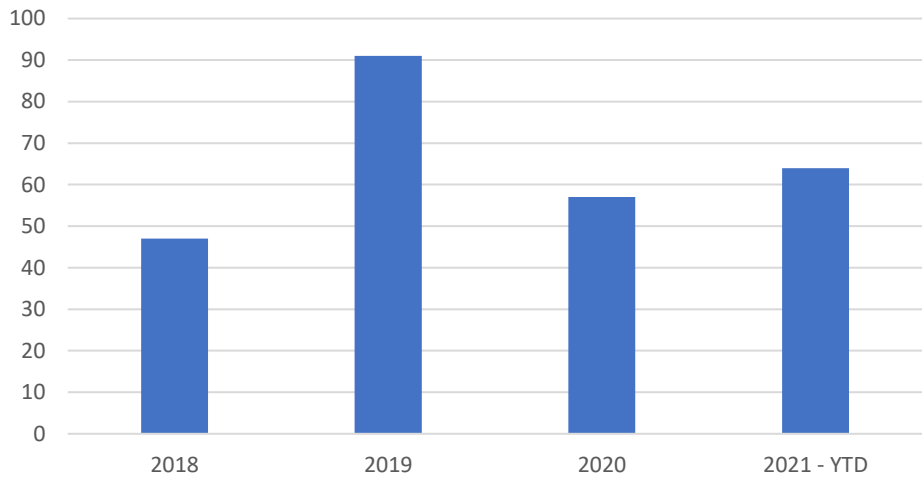
SEAL Activity Reports, 2018-2021 (thru September)  
OBPOA



### All Activities 2021 (thru September)



### Vacation Watch



### Suspicious Person

